



Sailing Instructions

Organizing Authority: Luffing Lassies Sailing Club
Sarasota Sailing Squadron, Sarasota, Florida
Fall, Winter, Spring Series

1. RULES

- 1.1. The regatta will be governed by the rules as defined in the current Racing Rules of Sailing (RRS) including Appendix V (Alternative Penalties).
- 1.2. If there is a conflict between the Notice of Race (NOR) and Sailing Instructions (SI's), the SI's will take precedence. The US prescriptions to RRS 60.1 and 60.2 will not apply.

2. NOTICES TO COMPETITORS

Notices to competitors will be posted on the official notice board located in the Sarasota Sailing Squadron (SSS) pavilion.

3. SAILING INSTRUCTIONS

Any changes to the SI's will be announced at the skippers' meeting on the day of the event.

4. SIGNALS MADE ASHORE

- 4.1. Signals made ashore will be displayed prominently on the grounds of the SSS.
- 4.2. When flag AP is displayed ashore, the warning signal for the next race will be no sooner than 20 minutes after the AP flag is lowered.

5. SCHEDULE –SKIPPERS' MEETING and RACES

- 5.1. 9:30am – Skippers' Meeting (held in the SSS pavilion unless otherwise indicated).
- 5.2. 10:30am – First Warning (Class flag raised for first fleet)
- 5.3. 12:00pm – No warnings after this time for the first fleet. If the first fleet starts before the time limit, starts for other fleets may occur.

6. CLASS FLAGS

- 6.1. Sunfish - A Sunfish class flag.
- 6.2. 420 - A 420 class flag.

7. RACING AREA

The racecourse will be north of the Ringling Bridge and south of Sarasota Bay Marker 17 unless otherwise indicated.

8. THE COURSES

- 8.1. The diagrams in Attachment 1 show the possible courses, the order in which the marks are to be passed and the side on which the mark is to be left.

- 8.2. In consultation with LL club leadership, additional courses may be added by the PRO and announced at the skippers' meeting.
- 8.3. The Race Committee (RC) signal boat will display the course to be sailed on a white board on the starboard side of the boat no later than the warning signal.

9. MARKS

- 9.1. Primary marks are small ball type marks. Additional weather marks may be set for different fleets and may vary in distance, shape, and color.
- 9.2. The starting line will be marked by a small ball type mark in the water and an orange flag on the port side of RC signal boat.
- 9.3. The finishing line will be marked by a small ball type mark in the water and a blue flag on the signal boat. Placement of the finish line may vary depending on the racecourse being sailed.
- 9.4. If other or additional marks are used, the PRO will disclose their color, shape and placement at the skippers' meeting.

10. BEFORE THE START

- 10.1. It is recommended that each boat check-in on land on the forms provided by the race committee.
- 10.2. Each boat shall check-in on the water at the RC signal boat before the first race of the day prior to their fleet's warning signal. Boats shall sail past the stern of the RC signal boat on starboard tack and hail her sail number and skipper's name.
- 10.3. On-water check-in begins after the RC signal boat raises the RC flag.

11. THE START and FINISH

- 11.1. Three (3) minute starting sequence is planned.
- 11.2. To alert boats that a race will begin soon, the race committee may give a courtesy series of sound signals. Lack of this courtesy does not constitute grounds for protest or redress.
- 11.3. The order in which fleets start is determined by the PRO and may change from race to race. (It is intended that the order of the starts shall be according to the size of the boat with larger boats starting before smaller boats or as otherwise determined by the PRO and displayed by the warning class flag).
- 11.4. Boats whose warning signal has not been made shall avoid the starting area during the starting sequence for other fleets.
- 11.5. The start line will be between an orange flag on the port side of the RC signal boat and the start pin.
- 11.6. The finish line will be between a blue flag on the RC signal boat and the finish pin.
- 11.7. The start and finish lines are restricted (closed) except for starts/finishes unless otherwise indicated.

13. COURSE CHANGES AFTER THE START

- 13.1. The RC may change a course leg or finish by flying the C flag on the boat competitors see before the mark that has been changed. Generally, the mark boat is positioned at the mark preceding the changed mark and signals all competitors with repetitive horn blasts before they begin the changed leg of the race in accordance with RRS 33. The mark boat should be equipped with flags, horns and the ability to record finishes.
- 13.2. The RC may shorten a course by flying the S flag on the boat positioned at the new finish line...generally the mark boat. That boat also notifies the competitors by sounding 2 horn blasts in accordance with RRS 32. The finishing line is created by positioning the mark boat a beam of the new finish mark. The line between that mark and the S flag becomes the new finish line. The mark boat should be equipped with flags, horns and the ability to record finishes.

- 13.3. If a mark is missing or out of position while boats are racing, the race committee shall, if possible, replace the missing mark in its correct position, substitute with a similar mark, or substitute with an object displaying the M flag while making repetitive sound signals in accordance with RRS 34. If one of the leeward gate marks is missing, round remaining mark to port. The mark boat should be equipped with flags, horns and the ability to record finishes.

14. TIME LIMITS

- 14.1. The time limit for each fleet shall be 20 minutes for the first boat to finish.
- 14.2. Boats failing to finish within 15 minutes after the first boat in its class finishes will be scored DNF without a hearing. This changes RRS 35, A4, A5.
- 14.3. A boat starting later than 5 minutes after her starting signal will be scored DNS without a hearing. This changes RRS 35, 63.1, A4, A5

15. SCORING

- 15.1 Low Point System in Appendix A of the RRS will be used as amended below.
- 15.2. Scoring is based on the number of boats that came to the starting area and checked in on water with the signal boat. Boats that did not compete, did not start, did not finish, retired, or were disqualified shall be scored one number more than the number of the boats that came to the starting area.
- 15.3. Each boat's series score shall, subject to rule 90.3(b), be the total of her race scores excluding her worst score, for every 6 races completed.
- 15.4. Three (3) races are planned
- 15.5. One (1) completed race constitutes a racing event
- 15.6. Two (2) boats make a race

16. SAFETY

- 16.1. Participating competitors must wear a properly secured USCG approved Personal Flotation Device (PFD) (with an attached whistle) that is adequate for the conditions. Inflatable PFD's are not allowed.
- 16.2. A boat retiring from a race or leaving the racing area early shall promptly notify a nearby race committee boat or nearby sailor who will notify the race committee.

17. PROTESTS AND PENALTIES

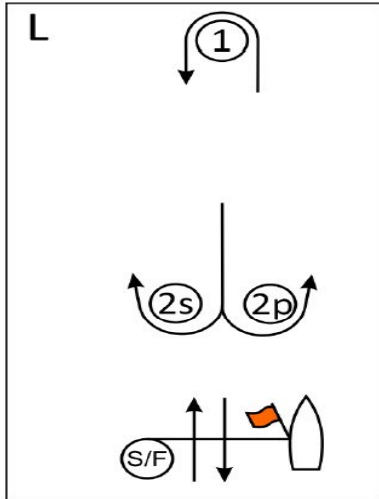
- 17.1. Any competitor intending to protest shall inform the boat being protested at the time of the incident by hailing "protest" and shall inform the RC signal boat upon finishing said race.
- 17.2. Any competitor who completes penalty turns shall report that to the RC signal boat upon finishing said race.
- 17.3. Protest forms are available in the SSS office. Protests and requests for redress shall be delivered to the Race Captain (or PRO in her absence) within 20 minutes after the race committee boat docks.
- 17.4. Provided rule 44.1(b) does not apply, a boat may avoid a protest hearing by agreeing to take a post-race 30% scoring penalty in accordance with RRS Appendix V2.

18. DISCLAIMER OF LIABILITY

Competitors participate in the regatta entirely at their own risk. See RRS 3, Decision to Race. The organizing authority, the Luffing Lassies (LL), the Sarasota Sailing Squadron (SSS) and their officers, members and staff, and Race Committee will not accept any liability for material damage or personal injury, or death sustained in conjunction with or prior to, during, or after the event. See RRS 67 Damages. By participating in LL sailing events, each participant agrees to release race organizers from all liability associated with such participation.

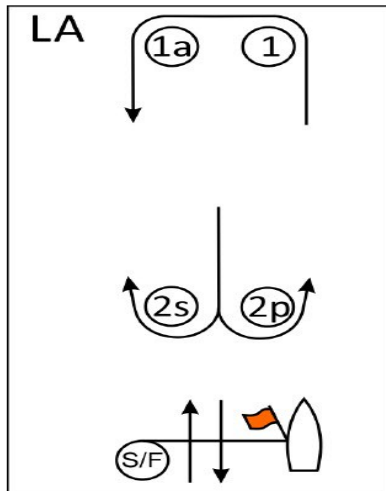
Attachment 1 – Sample Course Descriptions

L: Windward/Leeward Course with LEEWARD Finish – No Offset



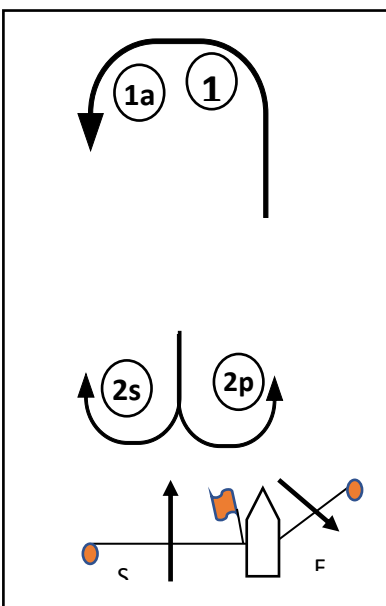
Course L – Windward/Leeward, Leeward Finish	
Signal	Mark Rounding Order
L2	Start – 1 – 2s/2p – 1 – Finish
L3	Start – 1 – 2s/2p – 1 – 2s/2p – 1 – Finish
L4	Start – 1 – 2s/2p – 1 – 2s/2p – 1 – 2s/2p – 1 – Finish

LA: Windward/Leeward Course with LEEWARD Finish – WITH Offset



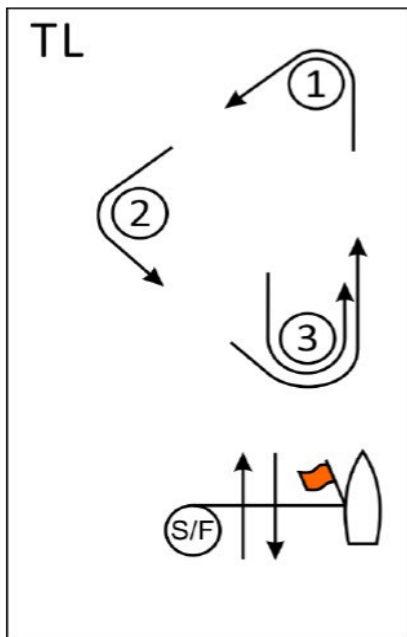
Course LA – Windward/Leeward with Offset Mark, Leeward Finish	
Signal	Mark Rounding Order
LA2	Start – 1 – 1a – 2s/2p – 1 – 1a – Finish
LA3	Start – 1 – 1a – 2s/2p – 1 – 1a – 2s/2p – 1 – 1a – Finish
LA4	Start – 1 – 1a – 2s/2p – 1 – 1a – 2s/2p – 1 – 1a – 2s/2p – 1 – 1a – Finish

LAD: Windward/Leeward Course with DIAGONAL Finish – WITH Offset



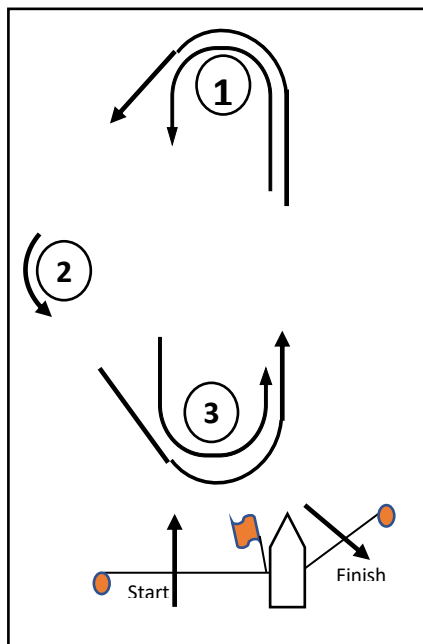
Course LAD – Windward/Leeward with Offset Mark, Diagonal Finish	
Signal	Mark Rounding Order
LAD1	Start – 1- 1a – 2p - Finish
LAD2	Start – 1- 1a – 2S/2P – 1 – 1a – 2p - Finish
LAD3	Start – 1- 1a – 2S/2P – 1 – 1a – 2S/2P – 1 – 1a – 2p - Finish

TL: TRIANGLE/WINDWARD/LEEWARD Course with LEEWARD Finish



Course TL – Triangle, Leeward Finish	
Signal	Mark Rounding Order
TL2	Start – 1 – 2 – 3 – 1 – Finish
TL3	Start – 1 – 2 – 3 – 1 – 3 – 1 – Finish
TL4	Start – 1 – 2 – 3 – 1 – 3 – 1 – 3 – 1 – Finish

TD: TRIANGLE/WINDWARD/LEEWARD Course with DIAGONAL Finish



Course TD – Triangle, Diagonal Finish	
Signal	Mark Rounding Order
TD1	Start – 1-2-3 – Finish
TD2	Start – 1-2-3-1-3 - Finish
TD3	Start – 1-2-3-1-3-1-3 - Finish